

Coral schoonloopsystemen



NL Verwerkingsinstructies

FLOORING SYSTEMS

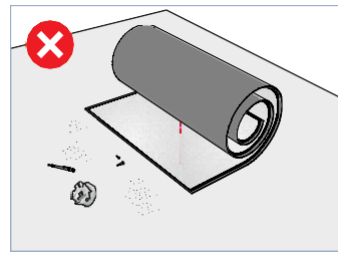
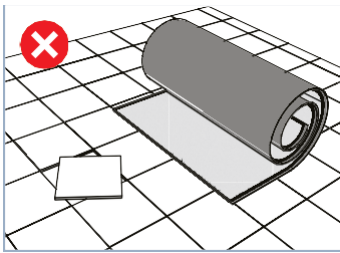


- Lees eerst deze handleiding goed voordat u begint met het leggen van de rollen.

Forbo Flooring B.V.
Postbus 13, 1560 AA Krommenie
T +31 (0)75 6477880
contact@forbo.com
www.forbo-flooring.nl

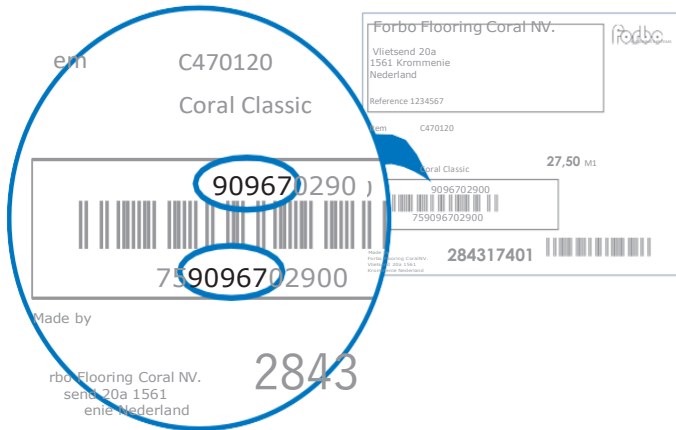
1

- Controleer de ondervloer. Zorg dat deze druk- en trekvast, scheurvrij, schoon, vlak en droog is. (restvocht max. 2,5%).



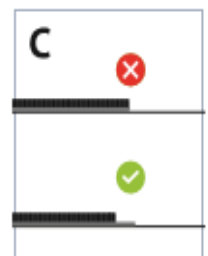
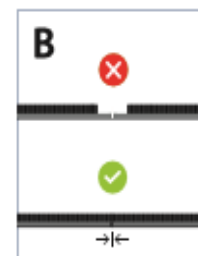
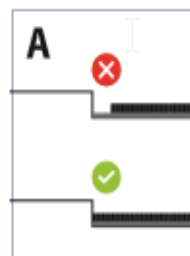
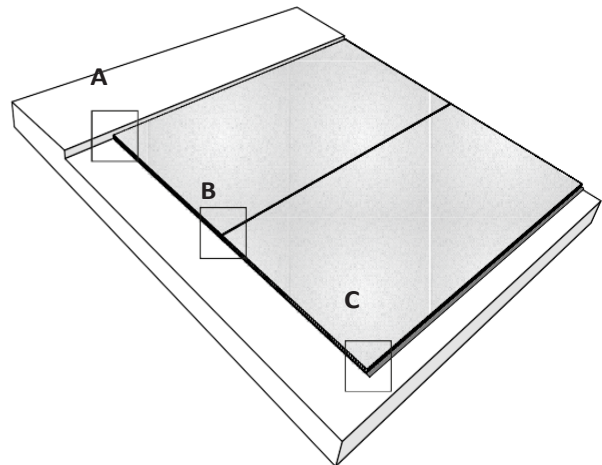
2

- Gebruik rollen met hetzelfde batchnummer.




4

- Zorg voor de juiste afwerking bij de randen.
 - Bij A en B: verwijder de rand
 - Bij C: behoud de rand

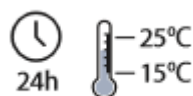


3

- Acclimatiseer.

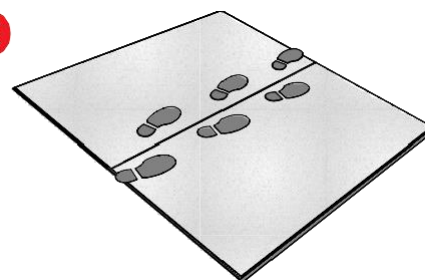
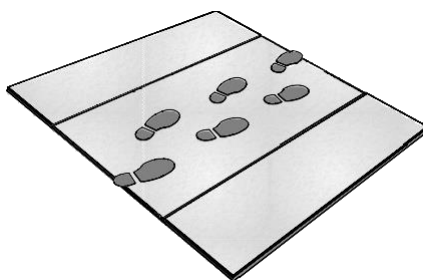


1



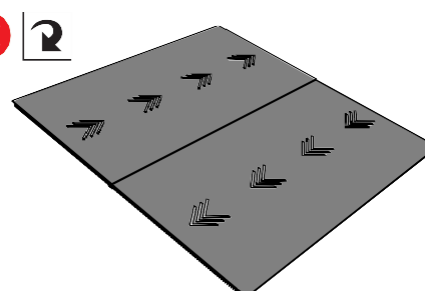
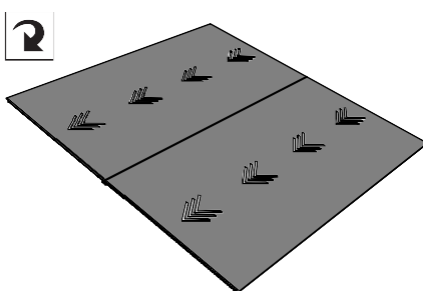
5

- Voorkom naden in het looppad.



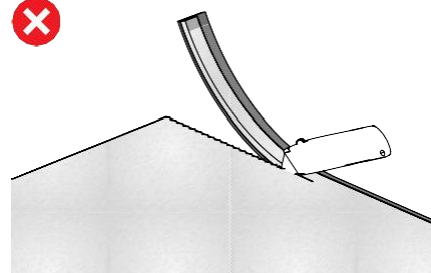
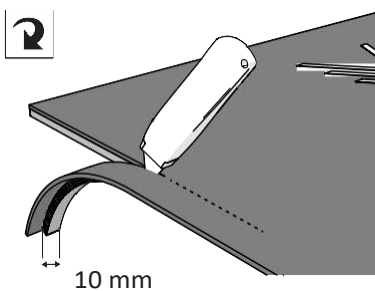
6

- Leg de banen in dezelfde loopricting.



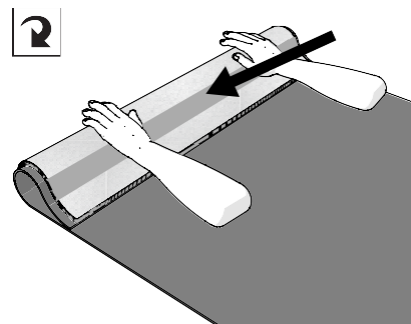

7

- Snij altijd vanaf de achterzijde.



8

- Omkrullende randen terugduwen om de randen spanningsloos te maken.



9

- Gebruik voorgeschreven lijm en lijmkam. Coral materiaal > 6 m² altijd verlijmen.
- Gebruik een volwaardige vinyllijm, geen fixeerlijm of antislip.

